













Fledglings Homework Summer Term 2: 'All Around The World'

| 'Bringing the Rain to Kapiti Plain by Verna Aardema | Geography – Maps, Continents & Oceans, United Kingdom | Science - Animals | Art – African art, prints and weaving |
|---|---|--|---|
|  <p>In the story lots of animals live on the Kapiti Plain, 'A sea of grass for the ground birds to nest in, and patches of shade for wild creatures to rest in; with acacia trees for giraffes to browse on' Draw a picture of the Kapiti Plain and add labels of the animals.</p> |  <p>Draw, collage or paint a map of the world. Challenge: add some labels of countries you have visited or would like to visit.</p> | <p>Draw a picture of your favourite animals and add some labels to describe the parts of their body e.g. fur, legs, ears, tail, scales etc.</p>  | <p>Use something that you have at home to create a print. You might use some fruit or a vegetable like a potato to create your print by dipping it into paint and pressing it onto plain paper. Try different colours and see if you can make different shapes.</p>  |
| <p>When the rain did not come to Kapiti Plain the animals had to leave to find water. How were the animals feeling? Have a go at writing a short sentence describing how some of the animals might have been feeling e.g. The giraffe was feeling sad. Use your phonics and sounds to help write the words.</p>  | <p>Choose a place in the world you would like to go on holiday. What would you need to pack? Write a list of all the things you will take with you. You could draw a picture to go with each item.</p>  | <p>Sort some animals into different groups such as mammals, reptiles, fish, amphibians and birds. You might like to draw them, paint them or find some pictures on the internet.</p>  | <p>Create an African inspired mask. Look at the images to give you some ideas.</p>  |
| <p>Kapiti Plain has lots of rhyming words throughout the tale. Can you think of some words that rhyme with the animals that are in the tale e.g. cow and now; goat and boat. You might like to use the book 'Oi Frog!' to help you.</p>  | <p>Create a poster or information leaflet all about your favourite place in the world. It might be your home or somewhere you have been on holiday. It might be where your favourite animal lives.</p>  | <p>Which animals might you find in Africa? Draw a picture and write the names of some of the animals you might find there.</p>  | <p>Research some traditional African art patterns. What colours and shapes can you see? Copy some of the patterns to create your own.</p>  |

Choose a different task each week. We want you to be engaged with your homework so there is a lot of choice for you. You can either share it electronically (email to: k.bullard@banburystmarysschool.co.uk) or stick it in your homework book.

Fledglings Homework Summer Term 2: 'All Around The World'

*Choose a different task each week. We want you to be engaged with your homework so there is a lot of choice for you.
You can either share it electronically (email to: k.bullard@banburystmarysschool.co.uk) or stick it in your homework book.*